

A tropical beach scene with turquoise water, a wooden pier, and a sandy shore with dark rocks.

The Ultimate Travel Guide
for visitors to

Bonaire

SCUBA-ELITE.COM

➤ WELCOME

Bon Bini,

If you've been dreaming about Bonaire... It's time to make those dreams a *reality*.

At Scuba Elite, we learn our guests how to dive and guide them along the coral reefs. The underwater world is truly a captivating part of our home and we love to spend a lot of our time underwater. BUT Bonaire holds so much more than meets the eye.

In these pages, we've gathered all you need to kickstart your trip to Bonaire. Beyond just practical tips, we'll unveil the hidden gems and the spots waiting to be explored. Consider this your go-to guide for experiencing the best of Bonaire.



All our tips are handpicked and selected with the finest precision. You can imagine we have a passion for scuba diving, but Bonaire has so much more to offer...

Have fun planning!

P.S. We only recommend places we would use or go to ourselves, so that we'll help you spend your vacation days well.

Team Scuba Elite



Getting to Bonaire & around the island

By air

From Europe, catch a flight to Bonaire via airlines like KLM and TUI, flying daily from Amsterdam's Schiphol Airport to Flamingo Airport. Depending on your chosen airline, you might have a brief layover at Punta Cana or Curacao (TUI) or Aruba (KLM).

In the US, gateways like Atlanta, Houston, Miami, and Newark offer direct flights to diver's paradise. For inter-Caribbean flights from Bonaire, check out Divi Divi Air and EZ Air's websites.

Car rental

Renting a car is a must on Bonaire. Distances between beaches, restaurants, and supermarkets are considerable, and the humid climate doesn't make walking enjoyable. If diving's on your agenda, opt for a **pick-up truck**; which is also perfect for trips to Washington Slagbaai National Park.

Our recommendation:

[Tropical Car Rental Bonaire](#)

Owners Jan and Anja offer outstanding personalized service, with an all-inclusive price that includes insurance and an additional driver. No hidden charges!

Scooter rental


Renting a scooter is a great way to explore the island. Scooters are more eco-friendly than cars, emitting fewer gases and contributing to a smaller environmental footprint. Go green! Skip the gasoline costs and the smelly, noisy engines. Enjoy the surroundings in silence while renting an e-Scooter. Wearing a helmet is mandatory.

Our recommendations:

[BlouBlou Rent](#)

[Greenbikes Bonaire](#)





Navigating the island

Navigating on Bonaire is easy! We listed 3 helpful tools to ensure you find your way:

Tourism Office Map: Visit the Tourism Office at *Kaya Grandi 2* to pick up a paper map of Bonaire. Having a physical map on hand can be useful for reference.

Google Maps: This reliable navigation app works well on the island. It's accurate, and you can use it to find directions and points of interest. If you anticipate being without internet access during your travels, consider downloading offline maps in advance to stay connected.

Maps.me: Another handy app for navigation is Maps.me. It offers accurate maps and allows you to download specific regions for offline use. This is especially useful if you plan to explore areas where internet connectivity may be limited.

Filling up your tank

Bonaire has several gas stations in Kralendijk where you can fill up your tank.

- **Bonaco** / adres Kaya Industria 10
- **Gas Express** / located at Kaya Neerlandia
- **Curoil** / located at Kaya Korona
- There's also a gas station in **Rincon** / address Kaminda Karpata

Here's how it typically works at these gas stations:

When you arrive at the gas station, select a pump where the fuel filler cap on your vehicle aligns with the pump's nozzle. This ensures a smooth and efficient refueling process. They won't appreciate it if you fuel up from the other side and do not hesitate to let you know.

It's crucial to note that at gas stations in Bonaire, you need to **prepay** before getting served. Here are the common payment options:

- *Cash Payment:* You can leave the required cash amount at the cashier before refueling.
- *Debit/Credit Card Payment:* You can use your debit or credit card at the cashier to prepay for your fuel.
- *Card Hold and Release:* Alternatively, you can leave your debit or credit card with the cashier, instructing them to stop when your tank is full. After filling up, you'll settle the bill at the cashier, and your debit or credit card will be returned to you.



Traffic Rules Cheatsheet

- Traffic in Bonaire moves on the **right-hand side** of the road.
- **Seatbelts are mandatory** for all passengers in the vehicle
- In towns and built-up areas, it's typically around **40 km/h**, while on open roads, it may range to **60 km/h**. Regular speeding checks are common and please take note of the signage around the roads.
- It is **illegal to use a handheld mobile phone** while driving.
- There is an **alcohol limit**. Avoid alcohol at all times if you plan to drive. Random checks for alcohol use are common.

Remember that road conditions may vary on Bonaire, and some areas might have unpaved roads. Besides that, it is unfortunately common that people are driving under influence of alcohol. Always exercise caution and courtesy while driving to ensure your safety and the safety of others on the road, especially at night with donkey's crossing the roads.





All you need to know about your **visitor entry tax & STINAPA Nature Fee**

[Pay your Nature
Fee Here](#)

STINAPA and Bonaire's National Parks

STINAPA, the Bonaire National Parks Foundation, took a significant step towards the preservation of Bonaire's nature by introducing the **STINAPA Nature Fee**. This initiative, which began in 2001, has become a vital lifeline for the island's conservation efforts.

If you wish to use the Marine Park as either a diver, snorkeler or swimmer, you are required to purchase the Nature Fee. But, you're not just obtaining access to Bonaire's national parks and marine reserves; you're actively participating in the protection of these pristine environments. The funds collected from this fee are put to remarkable use. They support the work of dedicated conservationists, park rangers, and scientists who are committed to safeguarding the island's biodiversity.

Your contribution goes towards maintaining hiking trails, ensuring the cleanliness of marine environments, monitoring wildlife populations, and conducting vital research. It also supports educational programs. For instance, through the Junior Ranger Program, young children are educated about Bonaire's delicate natural balance from a young age.

In essence, paying the STINAPA Nature Fee is not just an entry fee; it's a personal investment in the island's future. You are part of the conservation effort – because only together, we can protect the paradise that is called Bonaire.



**“The nature fee is 40 USD per person
and gives access to the Marine Park
and Washington Slagbaai”**

The Visitor Entry Tax

The Visitor Entry Tax is replacing what was formerly known as the island's 'room tax and rental car tax' and was previously collected directly through accommodations and providers.

How to pay your Visitor Entry Tax

The Visitor Entry Tax can be paid anytime within 1 week prior the planned travel date, including on the travel date.

A walk-through [video](#) is created to help guide you through the purchasing process.

Tip:

Skip the waiting lines at Flamingo Airport and buy your entry tax online

Price

75 USD per person per visit

[Purchase you
Vistor Entry Tax
Here](#)



Where to Stay

Helping you choose the right home *away from home*

Finding the right place to spend your island-nights can be overwhelming.

Whether seeking relaxation, luxury or a combination of both: there's a perfect spot to match every need and preference.

We listed our top 3 favorites.

For villa stays on Bonaire, check out [Sunwise](#), [Sunrentals](#) or [Sunbelt](#) for a range of options.



FROM \$ 125.00 / NIGHT



Boutique Hotel Wanapa

If you're in for a true culinary get-away, Boutique Hotel Wanapa is your perfect fit. The owners, Fenna and Melvin, will definitely exceed your expectations. Comfortable beds and excellent breakfast and diner is a guarantee. *It's an adult only hotel.*



> ACCOMMODATIONS



FROM \$ 179.00 / NIGHT



Boutique Hotel SENSES

Located at the boulevard and within walking distance of all restaurants. A well-decorated space and swimming pool is included. Imagine a deluxe hotel with ocean view!



FROM \$ 150.00 / NIGHT



Delfins Beach Resort

Private beach access and excellent restaurants on side. The rooms are relatively simple, but you'd rather spend your days outside here.



Our favorite places to eat

Bonaire has multiple *culinary highlights*. You can't go wrong visiting these restaurants.



Excellent place to dine. It's one of the most - if not most - culinary experiences on the island. Treat yourself and join the 5-course menu. Wine-pairing options are available.



Visit Red Palm during **the Sunday brunch**. A 4 course-menu and all you need to do is sit back and relax. Reservation is a must.

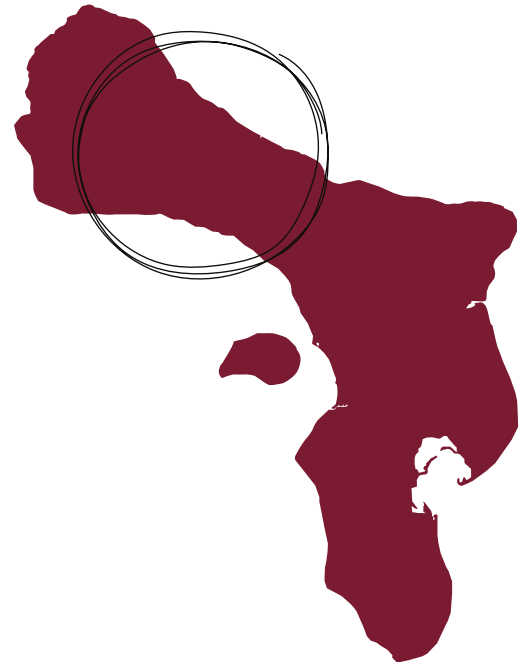


> EXPLORE



Head North

Some may say that you only need a day to explore Bonaire. They will miss on a lot of things. We've listed only some of the *highlights* you will see up north.



Enjoy the views of the
Goto Lake and spot
Flamingos

Lunch lika a local at **Posada Para Mira** or **Kos Bon So**.

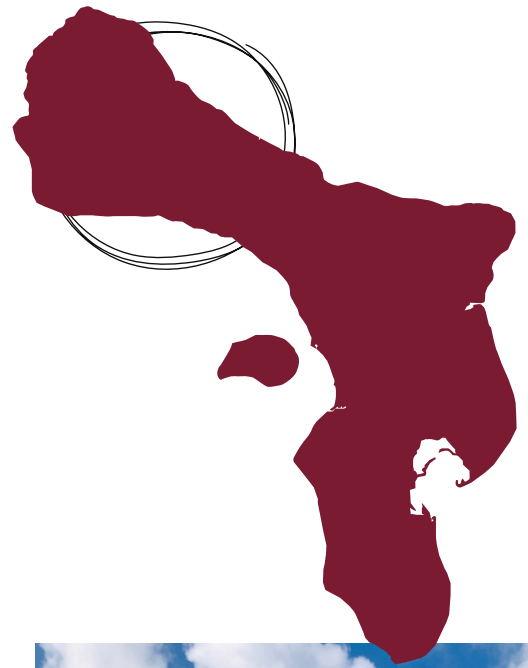


Did you ever drank a cactus? **The Cadushy Distillery** makes his own liquor. Make sure to purchase their award winning rum. Our all-time favorite: *Rum Rincon private stock*.



➤ EXPLORE

If you travel North, you'll drive along the most scenic route Bonaire has. Stopping is worth it whenever you feel like it. A must is 1000-steps, which allows you to snorkel with turtles if lucky.



Fan of nature and hiking? The **Dos Pos trail** is definitely worth it. Make sure to bring enough water and use sunscreen before you go.



This hiking route on the left is short and right at the entrance of **Washington Slagbaai Park**. Within 15 minutes, you'll be overlooking the east coast of Bonaire. Well worth the climb.

> EXPLORE



Spend a non-diving day at the park



Explore the Beauty of Washington Slagbaai

A day in Washington Slagbaai is a day well spent. The scenic route is divided in a **short or long route**. If you have all day, we'd recommend choosing the long route. Stop at the pristine beaches and have lunch at the Slagbaai houses.



TIPS: Bring a lot of water, drinks and food with you in the park as there is no supermarket or restaurant. Also bring your ID, as the STINAPA rangers will check your nature fee and will ask you for some identification document.



Hike the Brandaris

Standing at Bonaire's highest peak? Hike the Brandaris is really worth it. At the top, you'll experience breathtaking views around the island and Washington Slagbaai park.

If you're afraid of heights, this might be an adventure to skip as you really need to climb during the last part of the hike. PS: take a lot of water with you and protect yourself from the sun.



› THINGS TO SEE



Travel South



Sightseeing

If you head South, make sure to stop at **Bachelor's Beach**. This may seem a rocky parking lot, but once you take the stairs down a hidden beach emerges! Also: don't forget to try one of the best burgers on the island at **King Kong**.

If you continue your ride South, you will find the famous **salt pans**, more beached and the **slaves houses**.





Spot sea turtles at Salt Pier

Highest chances to swim along with a sea turtle is at Salt Pier. You will find them on the left or right in the shallows. Look for patches of sea grass, as that is their go-to food.

This site might be closed on some days, due to the arrival of a ship. Make sure to follow the signs along the road and don't enter if not allowed.



Visit the **Donkey Sanctuary** and take some carrots or bread with you from the supermarket to feed them!

Lunch and relax at the **Hang Out Beach Bar**. This is one of the restaurants to have lunch or dinner at Sorobon. Enjoy a swim and watch the windsurfers pass by.

› THINGS TO SEE



Visit **Klein Bonaire** by renting a boat at one of the operators like **Blue Bay**.



Calling all golf enthusiasts! Bonaire has an exceptional **18-hole Golf Course** where you'll tee off amidst stunning sandy landscapes and weaving through the island's iconic cacti. It's a unique golfing experience unlike any other.



Some more favorites

Walking along the boulevard, to get an ice-cream or a coffee at **Luciano's**



› THINGS TO DEFINIATELY DO

P.S. Don't forget to scuba dive

Experience Bonaire to the fullest

Bonaire is listed as the **shore dive capital of the world**. It's because of the clear waters, easy entrances, great coral reefs and a lot of fish diversity. We couldn't agree more with this prestigious title!

At Scuba Elite, we help you learn how to dive and we guide you to the best dive sites of Bonaire. This all with a personal touch. We know that **every diver is unique** and has different needs and diving wishes. As long as you tell us yours - we'll make sure you have *the dive trip that lasts a lifetime*.





We help you learn how to scuba dive




We understand how it feels to walk into a dive shop for the first time. Not knowing what to expect. Yes, we were unsure if we could make it through the scuba diving theory or how we would react on being underwater in a new diving environment.

In our opinion, *nobody* should have to experience such insecurity or hesitation.

Diving is such a fun experience, and that's why we care even more about you and all your experiences with us.



We guide you to the best dive sites, *away from the crowds*



With only **a few vacation days a year**, you feel the urge to *spend them well*. Missing out on an experience that didn't exactly match your personal preferences may feel like a waste of your money, but even more valuable - your time. A crowded dive shop with large groups of divers may not be the experience you're looking for when visiting a once in a life time scuba diving destination like Bonaire.



At Scuba Elite, we care about every little detail of your dive trip

Personalized plans

By listening to your diving wishes, we'll take care of the plan. You get honest advice and make sure that it fits your personal needs and preferences. Whether it's helping you decide on which diving services to take, which language or a pick up point if you haven't transportation. We make sure you're excited to start right away!

Small-group training

Every diver is unique, and with only 4 divers in each group we can maximize our personal attention to make you feel comfortable. Besides that, we don't rush, have plenty of time to answer questions and more important - start the day easy with a freshly brewed cup of coffee or tea.

Save time

Complete both our digital check-in process and finish (if applicable) your eLearning before you arrive on Bonaire. Time on the island is precious. By getting a head start at home, you'll be able to enjoy the island-time to the fullest.





To ensure a trip of a lifetime, **planning is key** to sidestep disappointments. Organizing a dive trip to Bonaire might seem overwhelming, leaving you unsure about crucial decisions. But it doesn't have to be that way! Planning should be an exciting part of the journey.

We comprehend the challenge of finding the perfect dive shop to match your needs, making it feel like a mission impossible. That's why we've introduced our **tailored dive planning service**. Here's how it works:

Diving with us is easy. Follow the 3 steps:

1

SHARE YOUR DIVING WISHES

What would you love to get out of your scuba diving trip to Bonaire?

Is it your dream to become a certified diver? Would you like to see the 5 best dive sites? It's all possible, just let us know.

2

RECEIVE YOUR DIVE PLAN

This is the fun part. After listening to your wishes, **we'll finetune your personal diving plan until it meets all that you're looking for.** We'll split the costs clearly out for you and make sure we aren't leaving you with unanswered questions.

3

DIVE CARE-FREE ON BONAIRE

Eliminate frustrations, wrong expectations and "Sorry, we're fully booked" responses.

You can relax knowing you have the perfect dive plan ahead of you!



Reach out and *just tell us your diving wishes.*

By doing so, you can finally stop overthinking and start taking steps to see your perfect dive trip truly coming alive!

We'd also love to help you with planning the rest of your trip.

Get in Touch

info@scuba-elite.com

[scuba-elite.com](https://www.scuba-elite.com)

call or send us a WhatsApp: +599 795 6341

P.S

We love questions!